

CLAAS



**Front Linkage
Front PTO**

PERFECTION DOWN TO THE SMALLEST DETAIL

Great technology for the work in the field

Optimum quality • latest technology • compact design • use worldwide

SAUTER Conception

Development, production, sales and technical support from one hand

- ▶ High application safety owing to a fully developed construction
- ▶ Individual adaptation to the respective tractor type
- ▶ Durable value conservation owing to an optimum adjustment to the tractor design
- ▶ Easy mounting due to complete kits and best suitability
- ▶ Many uses owing to a compact design and a sophisticated kinematic mechanism
- ▶ Maximum angle of turn and ground clearance of the tractor are maintained
- ▶ Individual range of accessories for the extension of the ranges of application

SAUTER Front Linkage

A name known in agriculture

- ▶ Matching power introduction into the tractor structure
- ▶ Two double-acting cylinders with hardened and hard-chrome plated piston rods
- ▶ Straight-through lifting power transmission (see technical data)
- ▶ The strong lower links are removable without any tools and easily pivotable upwards
- ▶ A generously dimensioned float adapter, which can be easily locked, makes for optimum adjustment to surface conditions for all front-end implements
- ▶ Cast support of lower links unites stability with good shape
- ▶ Reversing valve with the following functions:
 1. Single-acting

2. Double-acting (for implements requiring lifting and pressing)
 3. Locking of lifting and lowering (safe transport, no unintended lowering of the front-end implement possible)
 4. With integrated reducing throttle on request
- ▶ Optional: Reversing switch with the following advantages
 1. Higher safety
 2. Minimizing the probability of operating errors on the front linkage and remote outlet at the rear
 3. Three switch positions: front linkage – blocked – remote outlet at the rear
 4. Integrated reversing valve double-acting / single-acting
 5. Sensor-controlled switch positions of front control
 6. Easy and ergonomic use from inside the cab
 7. Compact mounting form
 - ▶ Integrated shunt coupling in favorable position
 - ▶ All points of rotation can be lubricated, long-life slide bearings
 - ▶ Walterscheid catch hooks

SAUTER Front PTO


Many years of experience and application

- ▶ Gear with its own oil-pressure supply and therefore independent from the hydraulic system of the tractor
- ▶ Multiple-disc clutch runs noiselessly in an oil bath
- ▶ Adaptation of the gear ratio to the rear PTO
- ▶ Smooth start-up characteristics for all front-end implements
- ▶ Switch-on and -off by a push-button
- ▶ Easy coupling due to a PTO end which can be manually turned
- ▶ Easy and time-saving assembly, retrofitting without any problems
- ▶ Economic front PTO on request

SAUTER Options

Individual solutions, even for special demands

- ▶ Telescopic top link
- ▶ Tractor triangle
- ▶ Holders for mower relief springs
- ▶ Front remote
- ▶ Hydraulic accumulator
- ▶ Hydraulic pipes at the front
- ▶ Control from the front
- ▶ Light socket 7 poles
- ▶ Ballast container
- ▶ Ballast support
- ▶ Wide option range for municipal use



Perfection down to the smallest detail



TECHNICAL DATA / STANDARD DELIVERY



NEXOS
210-240
F / VL / VE

ELIOS
210-230

AXOS
310-340

ARION
410-430

ARION
530-550 (T4/A34)
510-540 (T3/A18)

ARION
620-650 (T4/A36)
610-640 (T3/A19)

AXION
810-850

	NEXOS 210-240 F / VL / VE	ELIOS 210-230	AXOS 310-340	ARION 410-430	ARION 530-550 (T4/A34) 510-540 (T3/A18)	ARION 620-650 (T4/A36) 610-640 (T3/A19)	AXION 810-850
Front linkage category	2	2	2	2	2	2	2
Lifting power at catch hook kN (t)	25 (2.5)	25 (2.5)	28 (2.8)	25 (2.5)	25 (2.5)	38 (3.8)	50 (5.0)
Lifting power at implement center of gravity 800 mm from catch hooks kN (t)	16 (1.6)	16 (1.6)	18 (1.8)	17 (1.7)	17 (1.7)	25 (2.5)	33 (3.3)
Double-acting cylinders	•	•	•	•	•	•	•
Reversing valve / Reversing switch	• / -	• / -	• / -	• / ○	• / ○	• / ○	• / -
Catch hooks Walterscheid cat.	• 2	• 2	• 2	• 3L	• 3L	• 3L	• 3L
Top link cat. / thread	2 / M30	2 / M30	2 / M30	2 / M30	2 / M30	2 / M30	2 / M36x3
Top link support	•	•	•	•	•	•	•
Support to the rear axle	-	-	-	-	○ (A18) ○ (A34)	○ 610-620 (A19) ○ 630-650 (A19/A36)	-
Front PTO shaft speed/rpm / gear ratio	• 1000 / 2.06	• 1000 / 2.06	• 1000 / 2.06	• 1000 / 1.93	• 1000 / 1.93	• 1000 / 1.93	• 1000 / 1.93
Front PTO shaft speed/rpm / gear ratio ECO	○ 540 / 3.06	○ 540 / 3.06	○ 540 / 3.06	○ 1000 / 1.63	○ 1000 / 1.63	○ 1000 / 1.63	-
Max. PTO power kW (HP)	• 74 / (100)	• 74 / (100)	• 74 / (100)	• 147 / (200)	• 147 / (200)	• 147 / (200)	• 147 / (200)
Max. PTO power kW (HP) ECO	○ 40 / (54)	○ 40 / (54)	○ 40 / (54)	○ 100 / (136)	○ 100 / (136)	○ 100 / (136)	-
Max. continuous power kW (HP)	○ 50 / (68)	• 50 / (68)	• 50 / (68)	• 110 / (150)	• 110 / (150)	• 110 / (150)	• 125 / (170)
Max. continuous power kW (HP) ECO	○ 35 / (48)	○ 35 / (48)	○ 35 / (48)	○ 88 / (120)	○ 88 / (120)	○ 88 / (120)	-
Front PTO for Claas front linkage	•	•	•	○	○	○	○



• standard version | ○ on request | - not available | PTO shaft profile DIN 9611 - 1 3/8" - 6 | direction of rotation to the right in driving direction

The SAUTER Production

SAUTER - Top technology for agriculture!

It stands to reason for us that flexibility and highest quality keep with the latest technological developments in agricultural industry. Many

years of experience, up-to-date production plants and qualified staff are the best prerequisite.



Hans Sauter GmbH
Landtechnik - Stahlbau
Auerbachweg 13 · 87778 Stetten · Deutschland
Telefon ++49 (0) 82 61-75 994-0
Telefax ++49 (0) 82 61-75 994-20
E-mail info@sauter-stetten.com
Internet www.sauter-stetten.com

